











L-441

Woven Mesh





Image not to scale



Raw Materials

Stainless Steel	
Mild Steel	
Aluminium	
Brass	
Bronze	
Copper	
Stainless Steel/Bronze	
Stainless Steel/Brass	
Stainless Steel/Copper	

Secondary Finishes

- Powder Coat Finish 
- PVD 
- Decorative Plating 
- US10B & US10A 

Sheet Sizes

made to order

- Raw Material:** 4000mm (A) x 2400mm (B)
- Decorative Finishes:** 2400mm (A) x 1000mm (B)

Technical Details

- Opening Limitation:** 10.66mm
- Overall Thickness:** 4.06mm
- Open Area:** 70.6%
- Weight:** 4.2kg/m²
- Weave Options** Square or Diamond

Measurements and data are approximate and should be confirmed with a physical sample. If you are unsure if you are selecting the correct mesh for your application please contact the technical team for more information.

